











**VEENA VADINI TEACHERS TRAINING INSTITUTE GWALIOR**  
**Teaching Staff Profile.**











| S.No. | Name                  | Father/<br>Husband<br>Name   | 10%    | 12%    | UG %   | PG%    | B.Ed. %            | M.Ed. % | NET | Ph.D. | Experience          | Photo   | Sign  |
|-------|-----------------------|------------------------------|--------|--------|--------|--------|--------------------|---------|-----|-------|---------------------|---|---|
| 1     | Dr. Amrita Gupta      | Shri Vivek<br>Gupta          | 72.80% | 67.11% | 72.00% | 65.25% | 72.09%<br>(R.C.E.) | 72.12%  | -   | Yes   | 12 year 6<br>Months |    |    |
| 2     | Dr. Hare Krishna      | Shri Lallan<br>Prasad        | 55.16% | 43.00% | 50.94% | 55.09% | 56.42%             | 62.28%  | -   | Yes   | 12 year 5<br>Months |    |    |
| 3     | Dr. Ashok Kumar       | Shri B. L.<br>Pal            | 47.66% | 53.80% | 53.77% | 57.30% | 56.75%             | 55.00%  | -   | Yes   | 11 year 4<br>Months |    |    |
| 4     | Dr. D.N. Gupta        | Shri Hari<br>Prasad<br>Gupta | 69.16% | 55.00% | 55.33% | 63.09% | 69.25%             | 63.09%  | -   | Yes   | 12 Year             |   |   |
| 5     | Dr. Amarnath<br>Yadav | Shri Ram<br>Chandra          | 41.00% | 52.80% | 46.66% | 58.33% | 67.00%             | 55.42%  | Yes | Yes   | 8 Year              |  |  |

  
**PRINCIPAL**  
**V.V. Teachers Training Institute**  
**Gwalior**



# VEENA VADINI TEACHERS TRAINING INSTITUTE GWALIOR

## Teaching Staff Profile











| S.No. | Name                     | Father/<br>Husband<br>Name               | 10%     | 12%    | UG %   | PG%              | B.Ed. % | M.Ed. % | NET | Ph.D. | Experience | Photo   | Sign  |
|-------|--------------------------|--|---------|--------|--------|------------------|---------|---------|-----|-------|------------|---|---|
| 6     | Dr. R.K. Singh           | Shri<br>Bhunendra<br>Pratap<br>Singh     | 65.83%  | 48.40% | 59.11% | 55.66%           | 59.90%  | 65.28%  | Yes | Yes   | 8 Year     |    |    |
| 7     | Dr. Jitendra Kumar       | Shri<br>Rajendra<br>Prasad<br>Srivastava | 55.20%  | 48.60% | 58.00% | 71.44%<br>65.25% | 69.70%  | 68.28%  | Yes | Yes   | 6 Year     |    |    |
| 8     | Dr. Yashi Jain           | Shri Rajeev<br>Jain                      | Old HSC | 56.37% | 53.77% | 74.10%           | 60.93%  | 71.87%  | -   | Yes   | 10 Year    |    |    |
| 9     | Smt. Rekha Yadav         | Shri<br>Laljiram<br>Yadav                | 60.61%  | 55.11% | 64.05% | 52.33%           | 77.00%  | 76.00%  | Yes | -     | 7 Year     |   |   |
| 10    | Mr. Shyam Kumar<br>Singh | Shri<br>Krishna Pal<br>Singh             |         | 53.00% |        | 67.00%           | 62.00%  | 66.00%  | Yes | Yes   | 5 Year     |  |  |


  
**PRINCIPAL** Principal,  
**V.V. Teachers Training Institute**  
**Gwalior**



# VEENA VADINI TEACHERS TRAINING INSTITUTE GWALIOR

## Teaching Staff Profile











| S.No. | Name                            | Father/<br>Husband<br>Name  | 10%     | 12%    | UG %   | PG%    | B.Ed. %           | M.Ed. %                                     | NET | Ph.D.        | Experience | Photo   | Sign  |
|-------|---------------------------------|-----------------------------|---------|--------|--------|--------|-------------------|---|-----|--------------|------------|---|---|
| 11    | Smt. Nirmala<br>Gupta           | Shri. B.D<br>Gupta          | 50.00%  | 48.00% | 49.00% | 67.00% | 57.00%            | 52.00%                                      | -   | -            | 22 Year    |    |    |
| 12    | Smt. Alka Gupta                 | Shri<br>Ballabha<br>Das     | 53.40%  | 53.60% | 50.00% | 59.75% | 67.90%            | 66.62%                                      | -   | -            | 6 Year     |    |    |
| 13    | Mr. Deepak<br>Tambey            | Shri<br>Prabhakar<br>Tambey | Old HSC | 38.87% | 44.00% | 53.12% | 60.9%<br>(R.C.E.) | M.Ed<br>53.86%<br>(R.C.E.)<br>M.A<br>(Edu.) | -   | -            | 7 Year     |    |    |
| 14    | Mr. S.K. Singh<br>(Handicapped) | Shri<br>Narayan             | 44.67%  | 56.40% | 56.00% | 58.00% | 61.50%            | M.Ed<br>52.00%<br>M.A<br>(Edu.)<br>68.22%   | -   | persuin<br>g | 10 Year    |   |   |
| 15    | Pramod Pandey                   | Shri S.P.<br>Pandey         | 51.20%  | 46.66% | 52.66% | 62.87% | 74.20%            | 68.62%                                      | -   | -            | 5 Year     |  |  |

  
 Principal  
**PRINCIPAL**  
 V.V. Teachers Training Institute  
 Gwalior



# VEENA VADINI TEACHERS TRAINING INSTITUTE GWALIOR

## Teaching Staff Profile











| S.No. | Name                       | Father/<br>Husband<br>Name        | 10%    | 12%    | UG %   | PG%    | B.Ed. % | M.Ed. % | NET | Ph.D. | Experience | Photo  | Sign  |
|-------|----------------------------|-----------------------------------|--------|--------|--------|--------|---------|---------|-----|-------|------------|--|---|
| 16    | Mr. Yatish Trivedi         | Sohan<br>Krishan<br>Trivedi       | 58.83% | 72.80% | 72.00% | 65.00% | 66.00%  | 63.00%  | -   | -     | 5 Year     |   |    |
| 17    | Mr. Ishwar Chand<br>Maurya | Shri<br>Nirgum<br>Ram<br>Maurya   | 56.50% | 47.60% | 52.44% | 50.66% | 71.37%  | 66.00%  | Yes | -     | 6 Year     |   |    |
| 18    | Mr. K.P. Gupta             | Sri V.D.<br>Gupta                 | 52.30% | 46.20% | 55.80% | 56.30% | 69.80%  | 65.50%  | NET | -     | 2 Year     |   |    |
| 19    | Mr. Shishupal<br>Singh     | Mr.<br>Santosh<br>Kumar<br>Kaurav | 59.02% | 67.55% | 60.38% | 57.70% | 78.00%  | 64.30%  |     | -     | 1 Year     |    |    |
| 20    | Dr. Manisha Jha            | Mr.<br>Mahesh<br>chadra           | 48.40% | 45.00% | 59.50% | 66.66% | 83.60%  | 66.60%  |     | Yes   | 6 Year     | <br><small>MANISHA JHA<br/>07/08/2015</small> |  |

  
 Principal  
 V.V. Teachers Training Institute  
 Gwalior





**VEENA VADINI TEACHERS TRAINING INSTITUTE GWALIOR**  
**Teaching Staff Profile**







| S.No. | Name                                      | Father/<br>Husband<br>Name | 10%     | 12%    | UG %   | PG%    | B.Ed. % | M.Ed. % | NET | Ph.D. | Experience | Photo   | Sign  |
|-------|---|----------------------------|---------|--------|--------|--------|---------|---------|-----|-------|------------|---|---|
| 21    | Ram Kripal                                | Shri Ram<br>Ujagir         | 60.00%  | 52.00% | 52.00% | 61.20% | 72.30%  | 68.71%  | Yes | -     |            |    |    |
| 22    | Ram Murat Verma                           | Shri Ram<br>Bahal          | 46.00%  | 58.00% | 50.00% | 61.20% | 64.70%  | 65.28%  | Yes | -     |            |    |    |
| 23    | Raghavendra Singh                         | Shri.<br>ManiRam<br>Singh  | 48.00%  | 61.20% | 68.00% | 61.90% | 67.75%  | 66.00%  | Yes | -     |            |    |    |
| 24    | Rakesh Singh                              | Shri<br>RamPal<br>Singh    | 55.00%  | 47.00% | 53.00% | 59.30% | 70.50%  | 63.00%  | Yes | -     |            |   |  |
| 25    | Uma Dudea<br>(Kiran Pahuja)<br>(Fine Art) | Shri Kishor<br>Pahuja      | Old HSC | 50.87% | 50.16% | 64.25% | -       | -       | -   | -     | 10 Year    |  |  |

  
**PRINCIPAL**  
V.V. Teachers Training Institute  
Gwalior



# VEENA VADINI TEACHERS TRAINING INSTITUTE GWALIOR

## Teaching Staff Profile

| S.No. | Name  | Father/<br>Husband<br>Name | 10%    | 12%    | UG %             | PG%              | B.Ed. %         | M.Ed. %         | NET | Ph.D. | Experience | Photo   | Sign  |
|-------|---|----------------------------|--------|--------|------------------|------------------|-----------------|-----------------|-----|-------|------------|---|---|
| 26    | Suresh<br>Gole (Health and<br>Physical Education<br>) | Shri<br>Purshottam<br>Gole | 39.80% | 46.22% | 46.33%           | -                | B.P.Ed<br>66.6% | M.P.Ed<br>65.4% | -   | -     | 2 Year     |  |  |
| 27    | Mrs. Rajani<br>Chauhan                                | S. G. S<br>Chauhan         | 46%    | 46.44% | 56.30%<br>62.60% | 60.25%<br>58.60% | -               | -               | -   | -     | 6 Year     |  |  |
| 28    | Mr. Deepak<br>Sharma                                  | Shri<br>M.C.<br>Sharma     | 52.00% | 70.00% |                  | 86.00%           | -               | -               | -   | -     | 5 Year     |  |  |

  
**PRINCIPAL**  
 V.V. Teachers Training Institute  
 Gwalior

